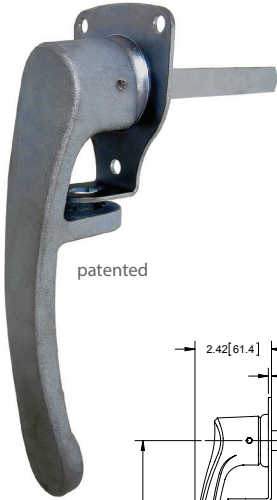
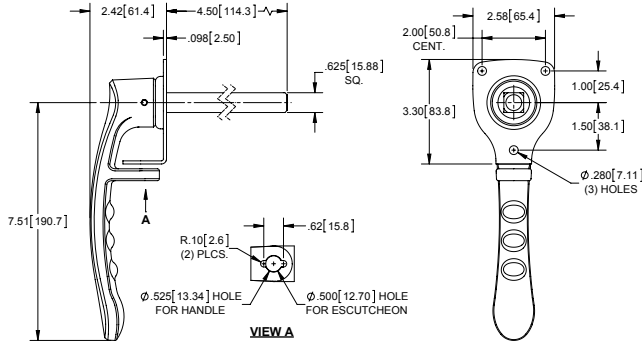


Padlocking L-Handles

PAT.



patented

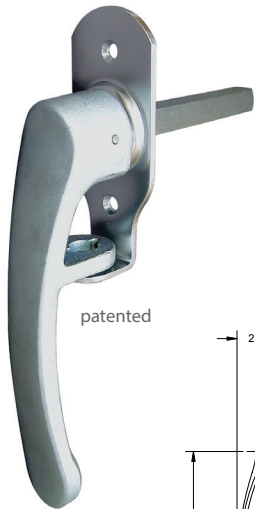


Part Number	Material	Finish	Shaft Length	Shaft Size	Mounting
311-SS-P	304SS	hand polished & passivated	4.50 [114.3]	.625 [15.88]	front
311-SS-P02*	304SS	hand polished & passivated	2.50 [63.5]	.625 [15.88]	blind
311-SS-PS	304SS	passivated	4.50 [114.3]	.625 [15.88]	front
311-S-ZN	cast steel	zinc plated	4.50 [114.3]	.625 [15.88]	front
311-S-CH	cast steel	chrome plated	4.50 [114.3]	.625 [15.88]	front

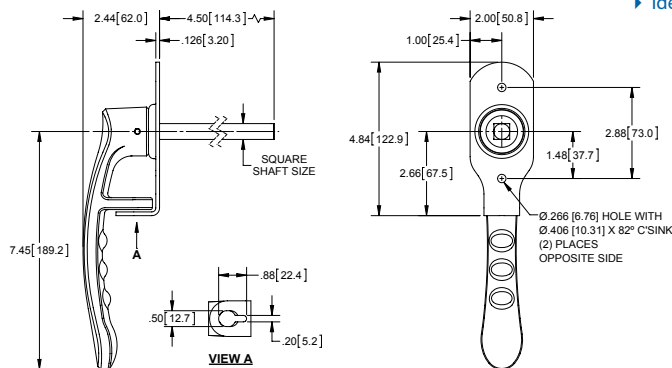
- ▶ keyhole allows you to use a standard padlock or dual lock bracket, enabling the use of 2 padlocks with different key codes. See part no. **X125-01** on pg. 40
- ▶ gasket available separately, part no. **310G**
- ▶ all parts include o-ring
- ▶ * part no. **311-SS-P02** has (3) 1/4-20 threaded weld studs instead of through holes on escutcheon and comes with black poron gasket (part no. **310G**)
- ▶ 360° bi-directional rotation
- ▶ ideal for use with three point latches on pages 221 & 222

Padlocking L-Handles

PAT.



patented



Part Number	Material	Finish	Shaft Length	Shaft Size
321-S-ZN	cast steel	zinc plated	4.50 [114.3]	.500 [12.70]
322-S-ZN	cast steel	zinc plated	4.50 [114.3]	.625 [15.88]

- ▶ includes o-ring for a smooth handle rotation
- ▶ keyhole allows you to use a standard padlock or dual lock bracket, enabling the use of 2 padlocks with different key codes. See part no. **X125-01** on pg. 40
- ▶ gasket available separately, part no. **321G**
- ▶ 360° bi-directional rotation
- ▶ ideal for use with three point latches on pages 220 - 222