
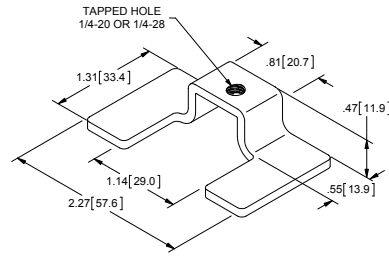


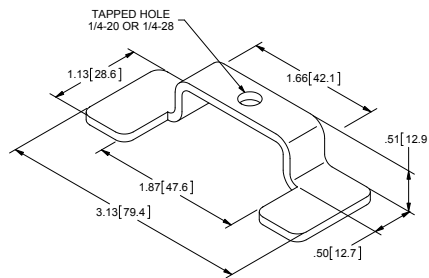
NEMA Door Clamp Bracket

Part Number	Material	Finish	Thread	Material Thickness
185	steel	tumbled	1/4-20	.105
185SS	304SS	tumbled	1/4-20	.105
185SS01	316SS	tumbled	1/4-20	.105
18501	steel	tumbled	1/4-28	.105
18501SS	304SS	tumbled	1/4-28	.105
18502SS	316SS	mill	1/4-28	.105
185A	aluminum	tumbled	1/4-20	.105
18501A	aluminum	tumbled	1/4-28	.105




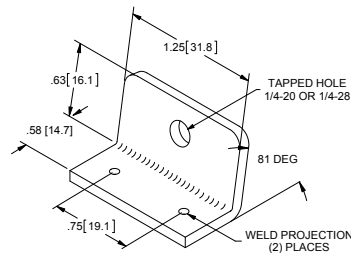
NEMA Door Clamp Bracket

Part Number	Material	Finish	Thread	Material Thickness
186	steel	mill	1/4-20	.098
186SS	304SS	mill	1/4-20	.098
18601	steel	mill	1/4-28	.098
18601SS	304SS	mill	1/4-28	.098



JIC Clamp Bracket with Weld Projections

Part Number	Material	Finish	Thread	Material Thickness
188	steel	tumbled	1/4-20	.098
188SS	304SS	tumbled	1/4-20	.098
188A	aluminum	tumbled	1/4-20	.098
18801	steel	tumbled	1/4-28	.098
18801SS	304SS	tumbled	1/4-28	.098
18801A	aluminum	tumbled	1/4-28	.098



JIC Clamp Bracket

Part Number	Material	Finish	Thread	Material Thickness
18802	steel	tumbled	1/4-20	.098
18802SS	304SS	mill	1/4-20	.098
18803	steel	mill	1/4-28	.098
18803SS	304SS	mill	1/4-28	.098
18804SS	316SS	mill	1/4-28	.098
18803A	aluminum	mill	1/4-28	.098

