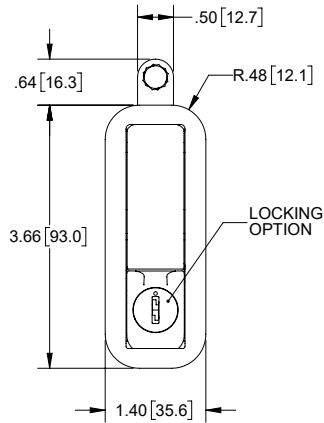


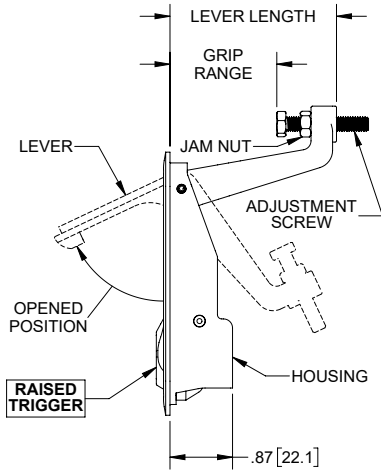
Raised Trigger Compression Latches **PAT.**



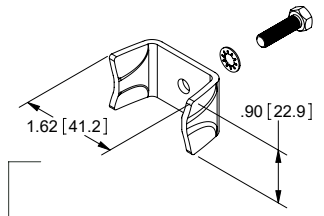
patented



FRONT VIEW

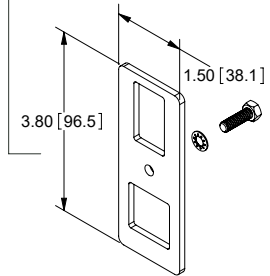


RIGHT SIDE VIEW

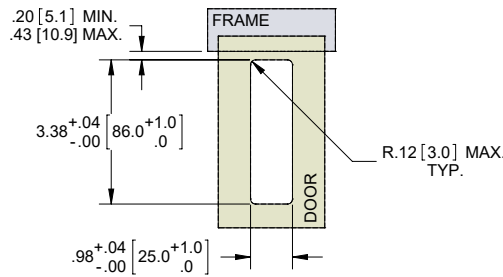


**METAL FRAME MOUNTING BRACKET**  
DOOR THICKNESS .04 [1.0] MIN. TO .20 [5.1] MAX.  
ZINC PLATED FINISH

OR



**WOOD FRAME MOUNTING BRACKET**  
DOOR THICKNESS .66 [16.8] MIN. TO .75 [19.0] MAX.  
ZINC PLATED FINISH



MOUNTING DIMENSIONS

Features

- ▶ die cast zinc
- ▶ low profile
- ▶ spring loaded lever
- ▶ mounting bracket per table
- ▶ (2) ringed keys included
- ▶ jam nut can be positioned on opposite side of lever in order to achieve maximum grip range
- ▶ also available with a thicker gauge metal frame mounting bracket for heavier duty applications (part no. **X44-MK01**)
- ▶ optional adjustment screw with plastic head (part no. **371**) is available separately, see page 151

Single Key Code Latches and Non-locking Latches

Grip Range .04 [1.0] to .95 [24.1] (1.4 [36] Lever Length)				Grip Range .91 [23.1] to 1.81 [46.0] (2.3 [58] Lever Length)				Mounting	Style
Matte Black	Polished Chrome	Textured Chrome	Gray	Matte Black	Polished Chrome	Textured Chrome	Gray		
44BK-751	44CH-751	44TC-751	44G-751	44BK01-751	44CH01-751	44TC01-751	44G01-751	metal mounting	locking- CH751
44BK	44CH	44TC	44G	44BK01	44CH01	44TC01	44G01	metal mounting	non-locking
46BK-751	46CH-751	46TC-751	46G-751	46BK01-751	46CH01-751	46TC01-751	46G01-751	wood mounting	locking- CH751
46BK	46CH	46TC	46G	46BK01	46CH01	46TC01	46G01	wood mounting	non-locking

Latches with (10) Different Key Codes

Grip Range .04 [1.0] to .95 [24.1] (1.4 [36] Lever Length)			Grip Range .91 [23.1] to 1.81 [46.0] (2.3 [58] Lever Length)			Mounting	Style
Matte Black	Polished Chrome	Textured Chrome	Matte Black	Polished Chrome	Textured Chrome		
44BK-KD	44CH-KD	44TC-KD	44BK01-KD	44CH01-KD	44TC01-KD	metal mounting	locking,
46BK-KD	46CH-KD	46TC-KD	46BK01-KD	46CH01-KD	46TC01-KD	wood mounting	keyed differently

▶ key codes: 01-10, stamped on lock cylinder's face